



## Summary Feedback

(Combined feedback broadcasted multiple time this week)

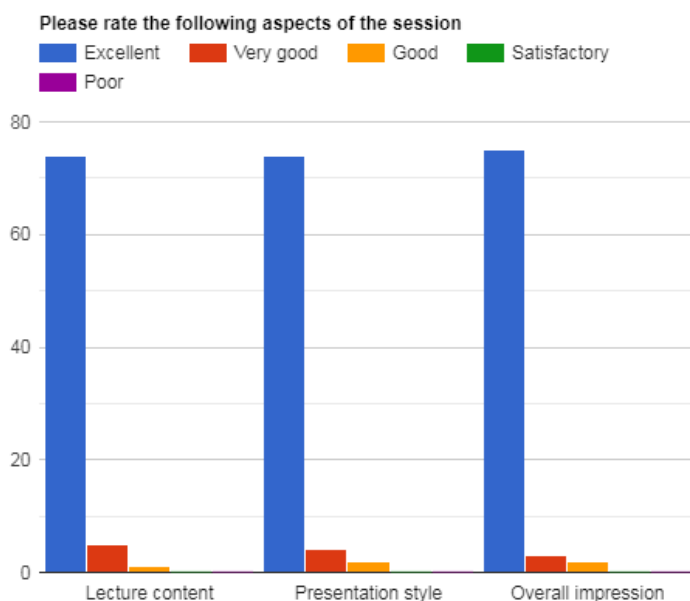
### PRE-RECORDED: Basildon FRCR 2B 'A to Zee' Course 2020

## Session 12/40

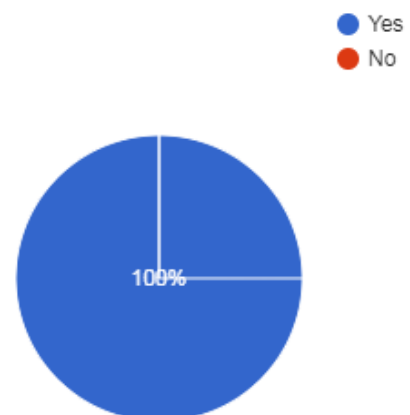
**GIT for FRCR Exam (Part - 2)**  
**(1) Stomach & Duodenum (2) Small Intestine**  
**(20<sup>th</sup> & 21<sup>st</sup> July 2024)**  
**Lecturer: Sami Khan**

### Summary Points:

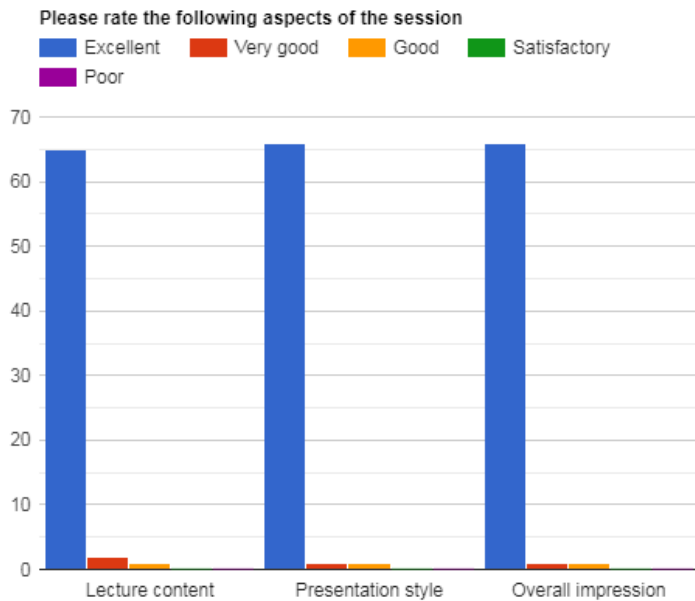
- Total Attendees: 429 from 35 Countries (Algeria, Australia, China, Dominica, Egypt, Germany, Ghana, Hong Kong, India, Indonesia, Iran, Iraq, Jordan, Kenya, Malaysia, Maldives, Myanmar, Nepal, Nigeria, Oman, Pakistan, Poland, Qatar, Saudi Arabia, Singapore, South Africa, Sri Lanka, Sudan, Swaziland, Türkiye, UAE, UK, Yemen, Zambia, Zimbabwe).
- Total duration: 3 hours & 15 minutes (each session broadcasted thrice during the week)
- Total feedback received from 163 participants, from three different broadcasts



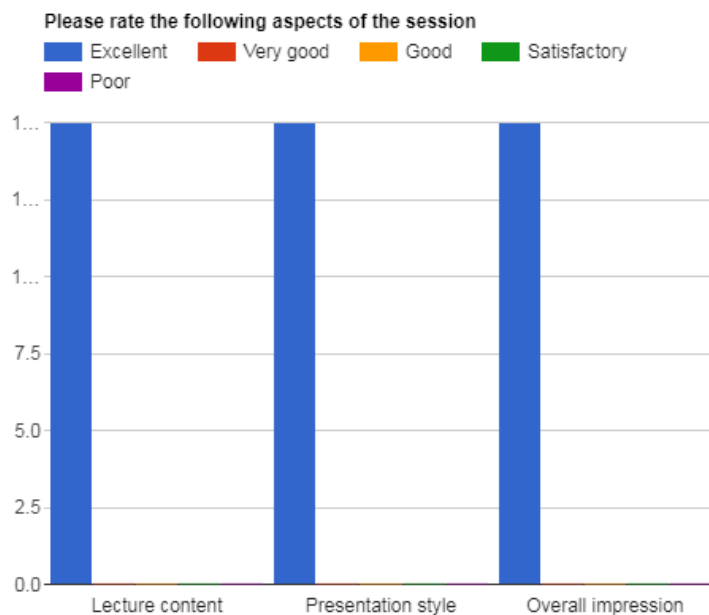
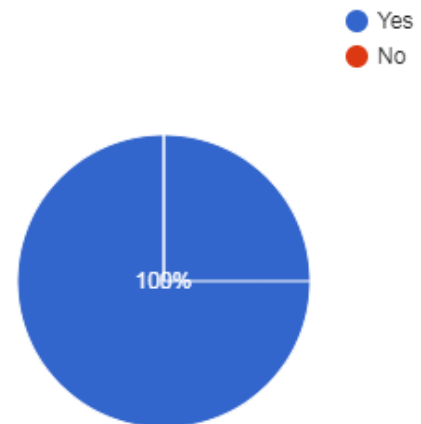
Did you find it useful  
80 responses



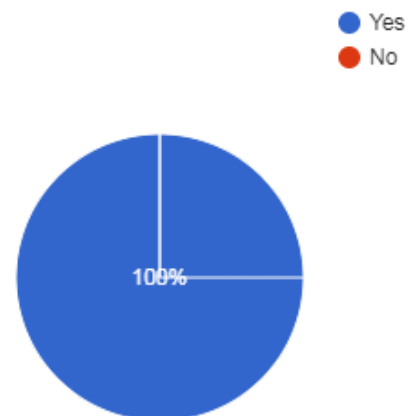
## GIT for FRCR Exam (Part - 2) : (1) Stomach & Duodenum (2) Small Intestine



Did you find it useful  
68 responses



Did you find it useful  
15 responses



### Testimonials

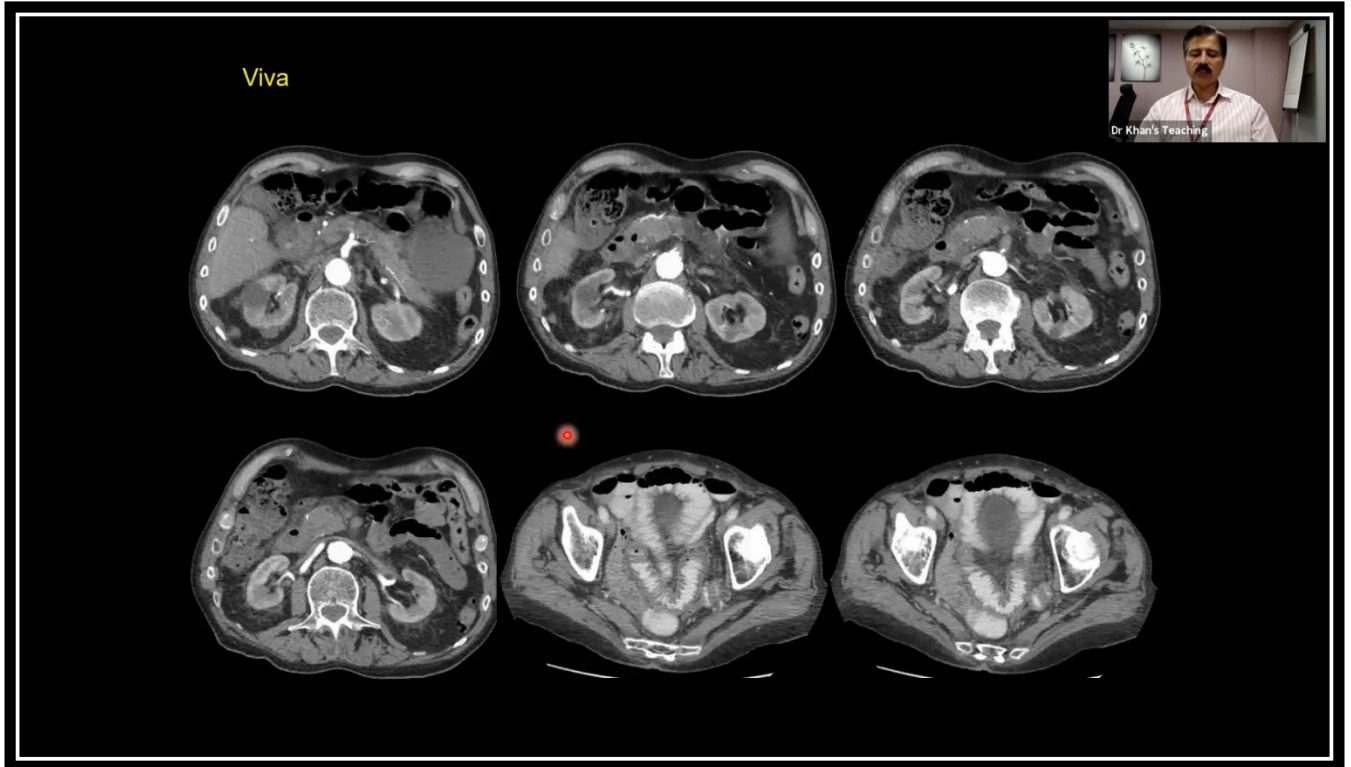
- All cases were amazing, the teaching points after each case were great (Australia).
- As usual the lecture was outstanding. Dr Khan is the king of radiology! (Pakistan).
- The dedication to details and the teaching style are amazing (Nigeria).
- The teaching slides and DCOM companion cases were excellent (South Africa).
- Covering a wide range of pathologies in the stomach, duodenum and small bowel that are very important and useful to revise for the upcoming 2B exam in September (UK).
- I need to read up more on small bowel disease to solidify this excellent teaching. It's showed gaps in my knowledge. I am pleased to recognize that and fix it (UK).
- Excellent cases with perfect case description. This session was so good, cleared many concepts with rare entities never seen before. Thank you Dr. Khan! (Pakistan).
- Absolutely fantastic session (India).

## GIT for FRCR Exam (Part - 2) : (1) Stomach & Duodenum (2) Small Intestine

- Excellent teaching session (Algeria).
- Excellent forum for radiology learning (Pakistan).
- Extremely valuable session and very exam-focused, thank you! (UK).
- Very informative and good use of time (India).
- Going through SB imaging and concepts like mesenteric and anti-mesenteric border was great. Different modalities (UK).
- Case collection was great (India).
- Good revision of radiology (UK).
- Very impressive (Nigeria).
- Absolutely incredible (UK).
- Barium studies are very useful as we do not have much experience on these at workplace (UK).
- Excellent lecture (India).
- Thanks so much for delivering such an informative lecture (Pakistan).
- It's a great way to learn (India).
- The Barium study was the most useful, which most of us are unfamiliar with (UK).
- 10/10 (Pakistan).
- Great lecture (Zimbabwe).
- Excellent session (Nigeria).
- I really like the way of explanation at the end of every case, these unique cases enhance our knowledge (Pakistan).
- Very impactful session (Nigeria).
- Great session (Iraq).
- Super excellent (Nigeria).
- Fabulous (Pakistan).
- Very informative (UAE).
- Excellent lecture (UK).
- Excellent discussion of cases side by side (Pakistan).
- Good cases (UK).
- Barium cases were the best (UK).
- Barium swallow/meal imaging were the best aspects (UK).
- Excellent teaching session (UK).
- All is informative (UAE).
- I liked the content and explanation (UK).
- That was one of the best lectures (Pakistan).
- I liked the teaching and discussion (Saudi Arabia).
- Good viva cases with teaching points (Zimbabwe).
- Excellent cases (UK).
- Very good cases (India).
- Amazing cases, good fast pace (UK).
- Exam oriented (Malaysia).
- Excellent teaching! (UK).
- We do not see barium studies usually in our daily practice. So it was really helpful (Pakistan).
- Comprehensive, in-depth and detailed session (India).
- Excellent cases (UAE).
- Impressive (Egypt).
- Very good (UK).
- Nice work (Qatar).


## GIT for FRCR Exam (Part - 2) : (1) Stomach & Duodenum (2) Small Intestine

- Excellent (India).
- Excellent sessions by Dr Khan and team (Pakistan).
- I'm very grateful to you sir. Thank you so much (Egypt).
- Excellent teaching (UK).
- Outstanding (Pakistan).
- It was perfect (UAE).
- It's perfect, please more & more lectures from Dr Khan (Egypt).
- I liked the cases selection and discussion (UAE).
- Excellent lecture with good exam oriented topics (India).
- Case presentation style and variety of cases (India).
- I liked the interaction between the volunteers and the presentative (Qatar).
- Cases were nicely explained (Saudi Arabia).
- I liked the content and delivery (UK).
- It was perfect (UAE).
- Excellent teaching and interesting cases (Sri Lanka).
- The way of teaching was no doubt fabulous (Pakistan).
- Excellent barium cases (UK).
- Clear and concise information about how to report exam cases (Algeria).
- Excellent exam cases. Truly grateful to Dr Sami Khan (Pakistan).
- I liked the correlation of Ba studies with CT in stomach and duodenum (UK).
- Excellent GIT cases (UAE).
- All of it was very useful & highly valuable (Egypt).
- I liked all the cases, especially the barium studies and the systemic approach (India).
- It covers the whole subject with very precise information (Pakistan).
- The cases are really improving my pattern recognition (Egypt).
- Classical exam cases (Malaysia).
- I liked the explanatory cases (UK).
- Coverage of different types of cases is so important (UK).
- Excellent teaching! (UK).
- The technical teaching method was the best (Pakistan).



Viva

Known peptic ulcer disease  
Post prandial abdominal distension and vomiting



LAST CASE



=====XX=====XX=====